



# GENERAL PRACTICE ALERT STATE SITREP | 09.02.2024

## LANCASHIRE & CUMBRIA DATA

GPAS STATUS

OPEL CONVERSION

CLINICAL ACTIVITY

RETURN RATE

**AMBER**

**2**

**27/1000**

**52%**

## IMPORTANT FIGURES

**521,932**

MIN NUMBER OF PATIENTS COVERED BY AMBER + PRACTICES (1)

**304,485**

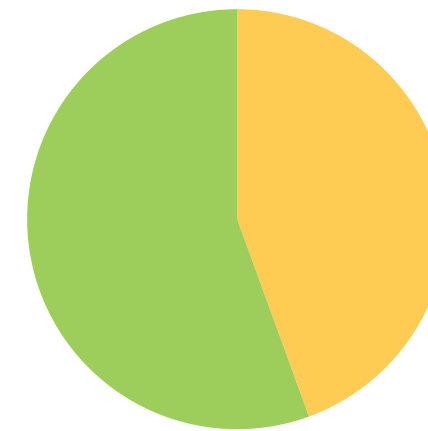
INDICATIVE NUMBER OF PATIENT CONTACTS IN GENERAL PRACTICE THS WEEK (2)

## LOCALITY DATA

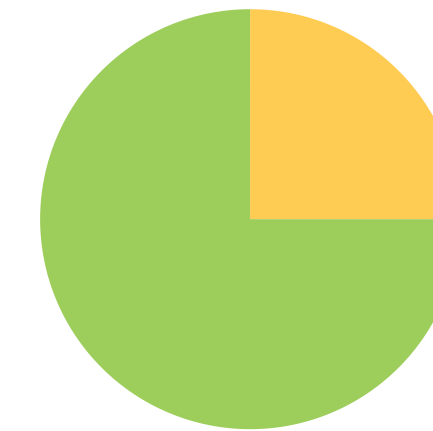
	GPAS STATUS	OPEL STATUS	CLINICAL ACTIVITY	RETURN RATES
--	-------------	-------------	-------------------	--------------

Blackpool		2	27/1000	56%
Fylde & Wyre		2	27/1000	67%
Morecambe Bay		3	26/1000	45%
West Lancs		3	26/1000	67%
Greater Preston		3	29/1000	50%
Chorley & S. Ribble		2	22/1000	50%
East Lancs		2	25/1000	44%
Blackburn W/Darwen	Insufficient responses			
North Cumbria		3	29/1000	65%

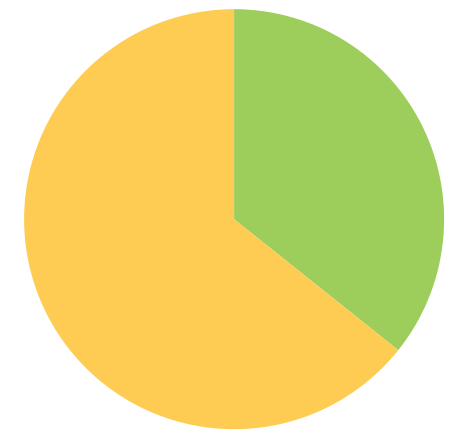
Blackpool



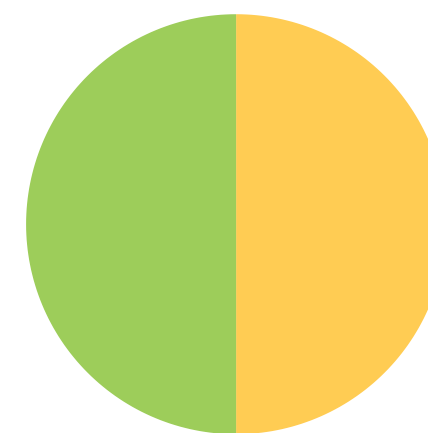
Fylde & Wyre



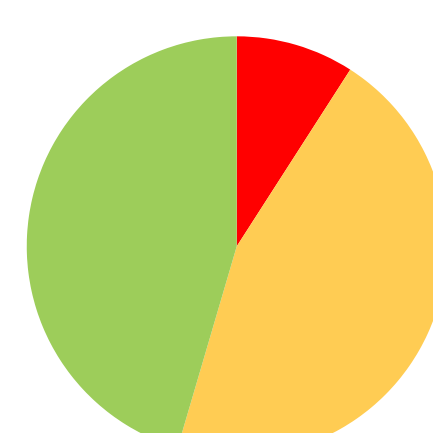
Morecambe Bay



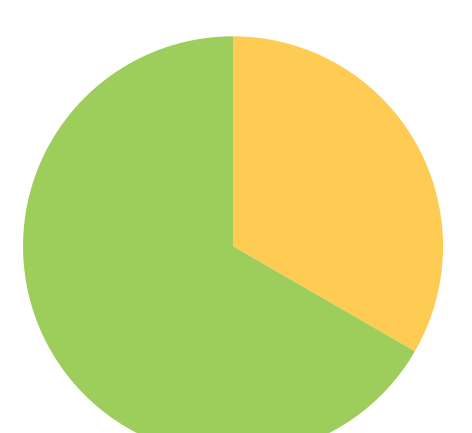
West Lancs



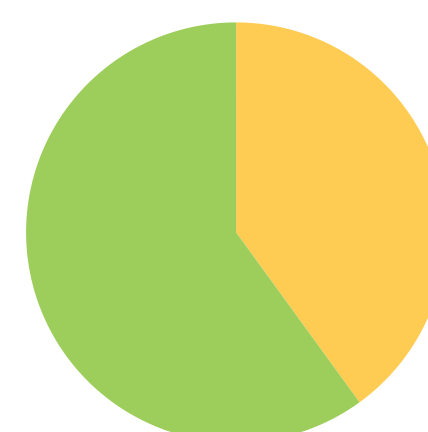
Greater Preston




Chorley & S. Ribble



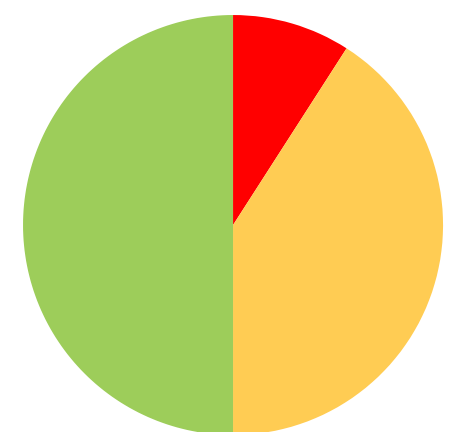
East Lancs



Blackburn W/Darwen



North Cumbria



# A SELECTION OF THIS WEEK'S PRACTICE COMMENTS

We have had severe staff shortages this week especially more than half our reception team on leave, and we have had 3/4 staff ringing in sick.

Router/ IT issues all week which impacted the service provided significantly.

## GPAS CHANGE SINCE LAST SITREP

	Last Week	This Week	Trend	Note
Blackpool			→	
Fylde & Wyre			→	
Morecambe Bay			→	
West Lancs			↑	OPEL 2 to OPEL 3
Greater Preston			→	
Chorley & S. Ribble			→	
East Lancs			↓	OPEL 3 to OPEL 2
Blackburn W/Darwen		<b>Insufficient responses</b>		
North Cumbria			↑	OPEL 2 to OPEL 3

## A QUICK GUIDE TO THE GPAS STATES

- BLACK**

Practice will fail within one month. Urgent system intervention required.
- RED**

Sustainable in the short term. Needs system support.
- AMBER**

Sustainable in the medium term (6 months max). Probably needs system support.
- GREEN**

Fully Sustainable.

### LMC NOTE:

Over half of practices have submitted data this week – thank you to those for providing us with this vital data. We will continue to monitor and feedback into the wider system.

(1) This figure is accurate and is the sum of the list sizes submitting from those Practices registering as amber, Red and Black  
 (2) This figure is approximate and calculated by using the clinical activity figure for Lancashire & Cumbria multiplied by 5